

How to Change Password in Horde Email

1. Please Login to this (<https://rmstu.edu.bd:2096/>) webpage with the email credentials you have right now.
2. With successful login, you will send to a page which looks like Figure (1).
3. Click “Set as Default” button under the ‘horde’ logo to set horde as your default webmail application and then click on the ‘horde’ logo.
4. Upon clicking “horde” logo, you will be redirected to your email’s inbox page which looks like Figure (2).
5. In the top right corner, you will find a button with your email address and a downward arrow. Click it! Ref: Figure (2).
6. A top down list will appear as shown in Figure (3). Click the ‘Password & Security’ button.
7. You will be redirected to a page which looks like Figure (4).
8. Please provide your new password in the “New Password” box and confirm the password in the “Confirm New Password” box. After that, please click save button to save your new password.


A. M. Shahed Anwar
Assistant Computer Programmer
Rangamati Science and Technology University

(4) Shated Nissan - YouTube x Webmail - Main x +

https://rmstu.edu.bd:2096/cpsess7488302669/webmail/paper_lantern/index.html?login=1&post_login= 80%


Webmail 92.82 MB / 512 MB LOGOUT

Choose a Default Webmail Application




horde

Set as Default



roundcube
open source webmail software

Set as Default



SquirrelMail
WEBMAIL FOR NUTS

Set as Default

For more email configuration options, click the *User Preferences* menu in the top navigation bar.

When you access an email account through a desktop email application such as "Microsoft Outlook 2000® for Windows®", the email application will require specific information about your email account. You can use the auto-configure options below to attempt to automatically configure your email application. If the available options are not compatible with your application, you will need to use the **Manual Settings** information.

Mail Client Automatic Configuration Scripts

Listed below are the available mail client automatic configuration scripts. Select the script for your mail client and operating system.

Application	Protocols
Windows Live Mail®	IMAP over SSL/TLS POP3 over SSL/TLS IMAP POP3 (Post Office Protocol v3)
Microsoft Outlook 2000® for Windows®	IMAP over SSL/TLS POP3 over SSL/TLS IMAP POP3 (Post Office Protocol v3)
Microsoft Outlook Express® for Windows®	IMAP over SSL/TLS POP3 over SSL/TLS IMAP POP3 (Post Office Protocol v3)
MacOS® Mail.app® for "Pre Lion" (10.4+)	IMAP over SSL/TLS IMAP
MacOS® Mail.app® for "Lion" (10.7+)	IMAP over SSL/TLS IMAP

Figure (1)

RMN

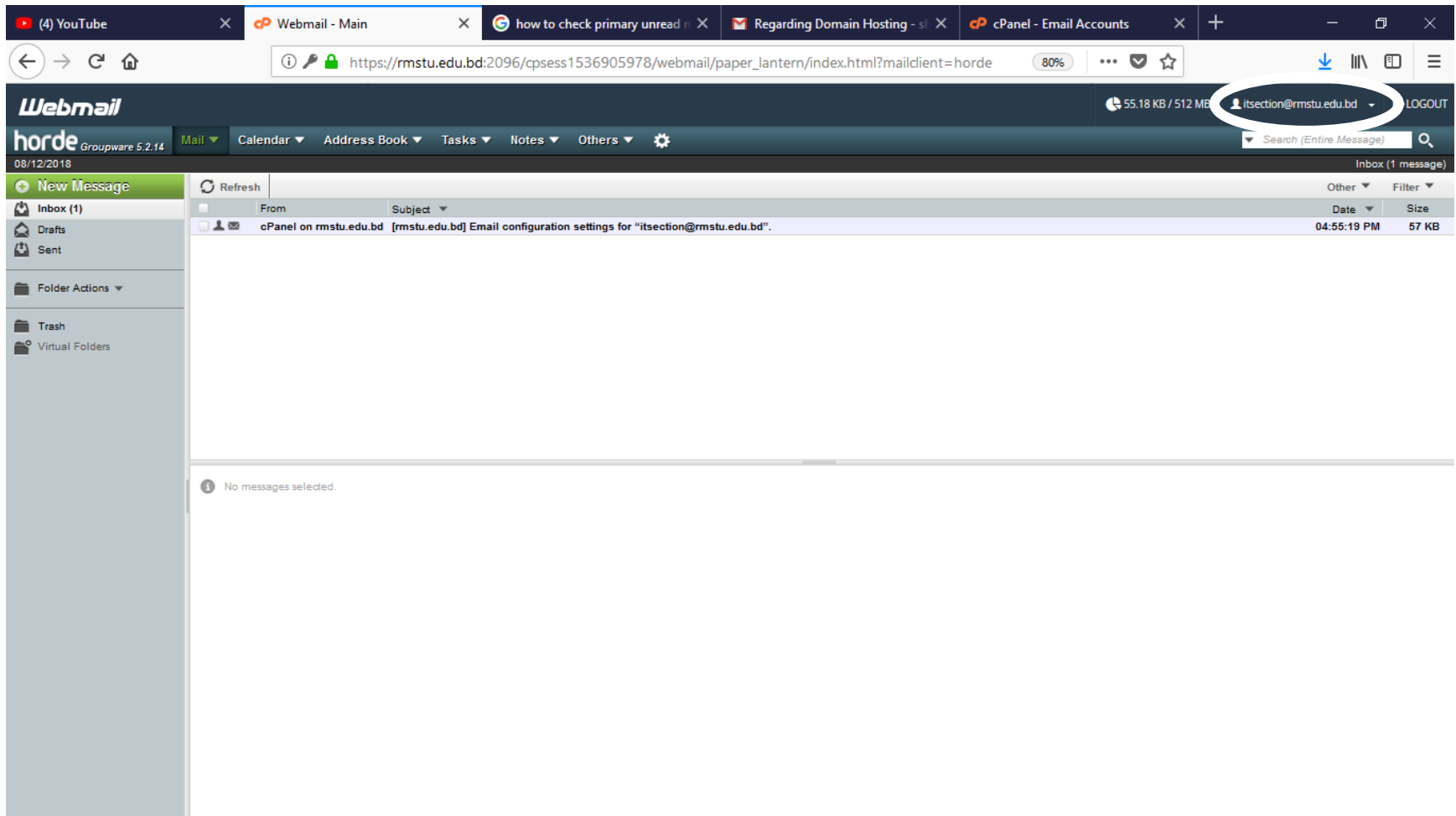


Figure (2)

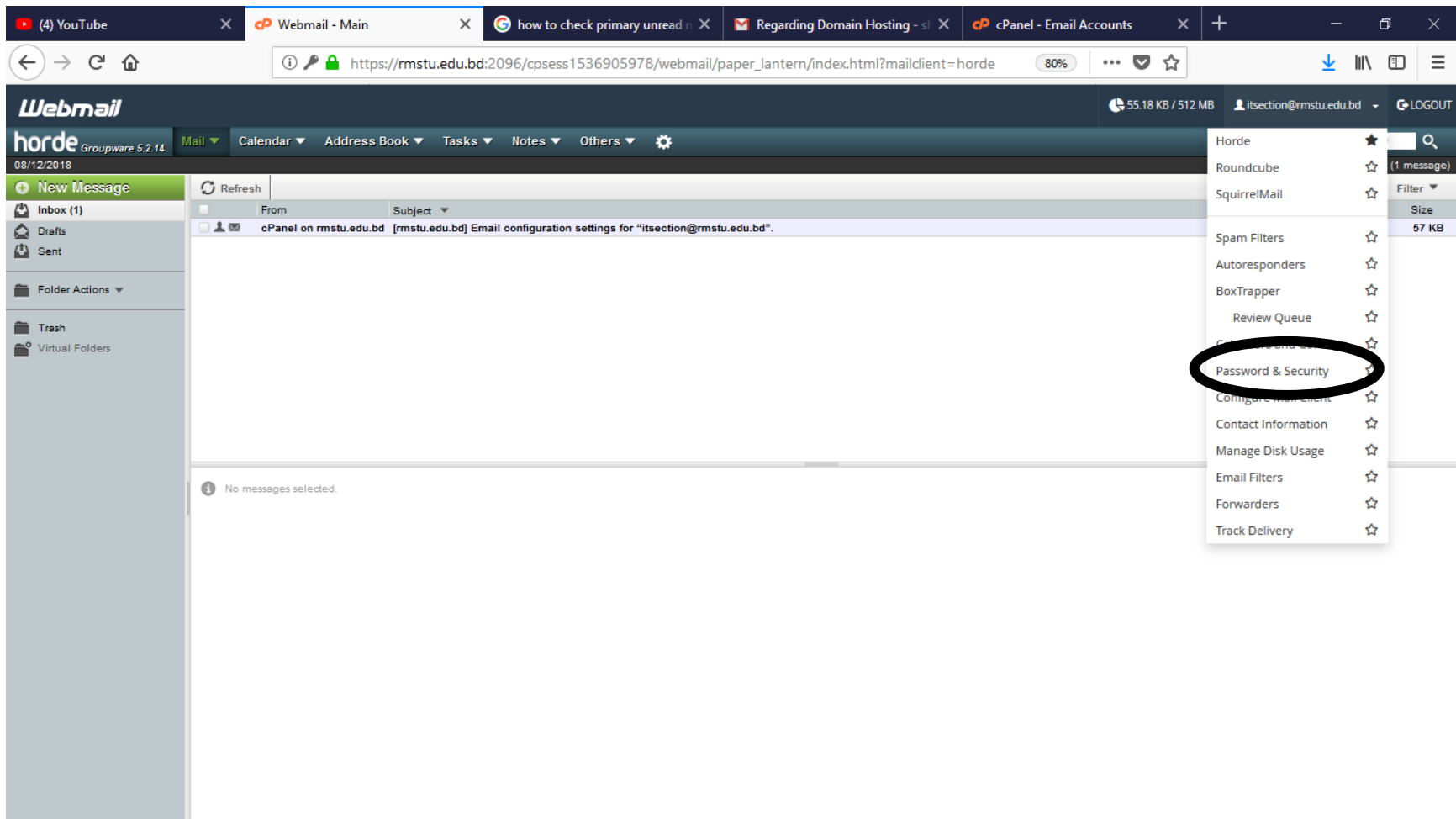


Figure (3)

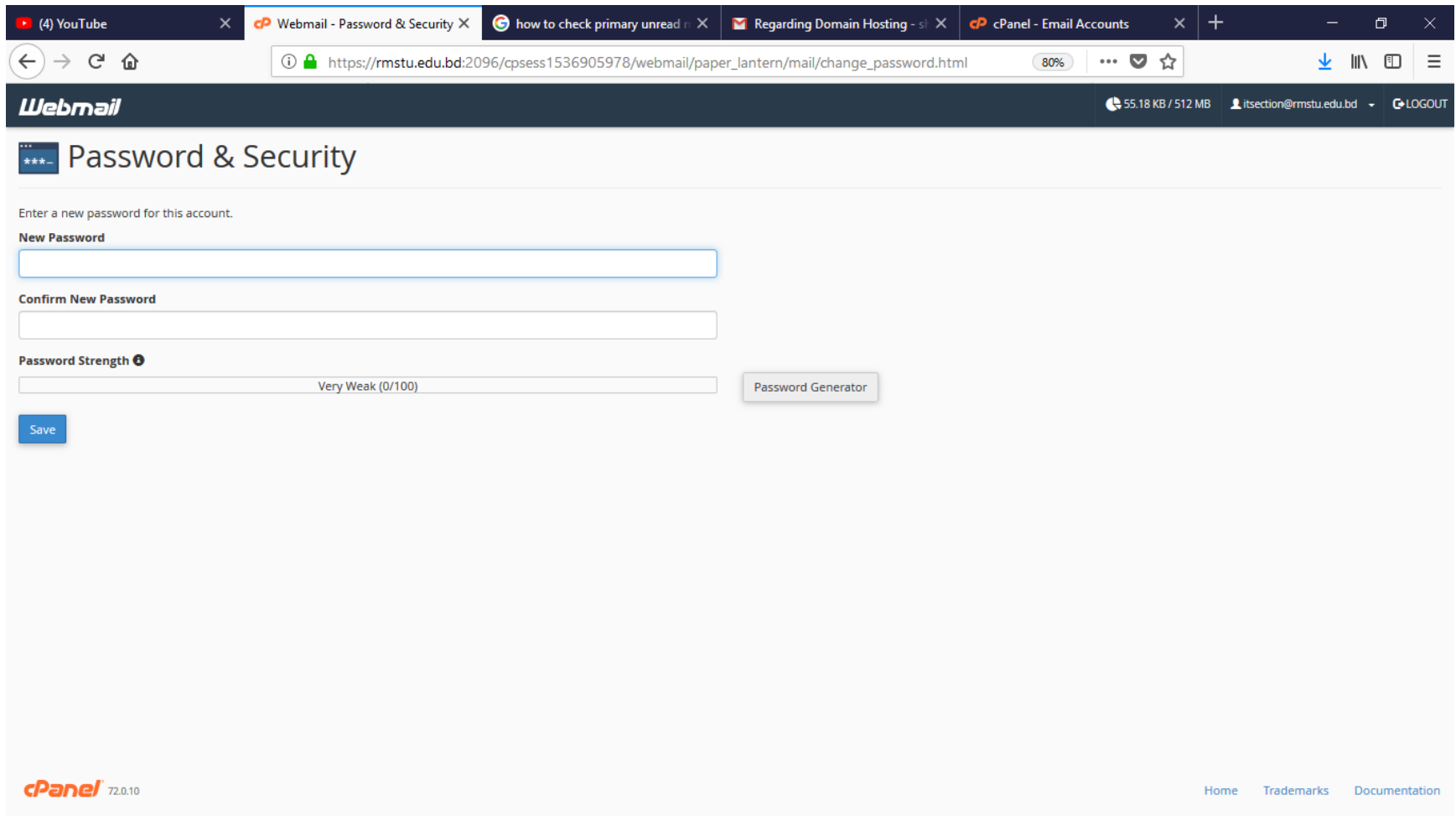


Figure (4)